



## Gastroenterology & Hepatology

ASSOCIATES OF MID-MICHIGAN, PC  
gastroandhep.com

### **SUPREP® SPLIT DOSE COLONOSCOPY APPOINTMENT INFORMATION AND PREPARATION INSTRUCTIONS**

To reschedule, cancel, comments or concerns please call: **989.839.0750.**

\_\_\_ Todd K Holtz, M.D.

\_\_\_ Christina L. Murphy, D.O.

\_\_\_ Ernest Ofori-Darko, M.D.

\_\_\_ Karen F. Huang, D.O., FACOI

**Arrival Date:** \_\_\_\_\_

\_\_\_ **Great Lakes Bay Surgery & Endoscopy Center, 4228 Bay City Rd., Midland – You will be contacted by phone 1 business day prior for your arrival time. Pre-admission instructions are located in your packet.**

\_\_\_ **Riecker Surgery Center (located on the MidMichigan Medical Center Midland campus), 4400 Wellness Drive, Midland - see enclosed paperwork re: calling for arrival time and pre-admission instructions.**

\_\_\_ **MidMichigan Medical Center-Midland, Main OR, 4000 Wellness Dr., Midland – see enclosed paperwork re: calling for your arrival time and pre-admission instructions.**

**It is recommended that you read these instructions THE WEEK before your colonoscopy. Call our office if you have not been instructed re:**

- **Have a defibrillator.**
- **Heart valve replacement.**
- **History of Endocarditis (may require antibiotics prior to any procedure).**
- **Are insulin controlled diabetic.**
- **Take Brilinta, Coumadin, Effient, Plavix, Pradaxa, Xarelto or any other blood thinning product(s).**

#### **3 DAYS PRIOR TO YOUR APPOINTMENT YOU MUST AVOID THE FOLLOWING:**

- **Foods that contain seeds:**  
(tomatoes/cucumbers)
- **Foods difficult to digest:**  
(corn/nuts/popcorn)
- **Iron supplements:**  
(NO vitamins containing iron)
- **Fiber supplements:**  
(Metamucil, Citrucel)

**You will need a SUPREP® prescription to prepare for your Colonoscopy**

To have your SUPREP® sent to your pharmacy please call the office at: **989.839.0750** to provide us with your pharmacy information. If this prescription is not covered, or if your pharmacy has no record of the prescription call our office.

**DO NOT follow the directions on the box, see the SUPREP® instructions provided with this paperwork.**

**ON THE DAY BEFORE YOUR SCHEDULED PROCEDURE YOU MUST FOLLOW A CLEAR LIQUID DIET STARTING FROM THE TIME THAT YOU WAKE UP.**

**To keep from being hungry include some high protein options. You will need calories so stay away from sugar free liquids even for diabetics.**

**Avoiding RED, PINK OR PURPLE LIQUIDS, we recommend the following:**

- Strained fruit juices (**without pulp**) such as apple, white grape, white cranberry or soda pop
- Chicken or beef broth
- Water
- Flavored gelatin - without added fruit or topping
- Popsicle's or hard candies
- Coffee or tea (**DO NOT USE** any dairy or non-dairy creamer)

**At 6:00 pm the evening before your procedure you will need to start your SUPREP®.**

**FOLLOW DIRECTIONS BELOW:**

Pour 1 of the 6 ounce bottles of **SUPREP®** liquid into mixing container provided then add water or another clear liquid of your choice to the 16 ounce line on the container.

**Drink ALL of the 16 ounces of clear liquid in this container.**

**You must drink 2 more 16 ounce containers of a clear liquid over the next hour (avoid red, pink or purple liquids throughout your preparation)**

The **SUPREP®** may start working right away, for some it may take several hours before feeling the need for your first bowel movement.

You will need to be near a restroom during this time.

**Continue to drink clear liquids for the remainder of the evening to ensure adequate hydration and to have an effective prep.**

**The day of procedure continue your clear liquid diet.**

**6 hours before your colonoscopy mix and drink the SECOND half of your SUPREP®.**

For example: If your appointment is at 9:00 am you will need to start the 2<sup>nd</sup> 6 ounce bottle of SUPREP® at 3:00 am. If your appointment is at 12:00 pm you will need to start the 2<sup>nd</sup> 6 ounce bottle of SUPREP® at 6:00 am.

**Remember you must drink 2 more of the 16 ounce containers of clear liquid over the next hour (avoid red, pink or purple liquids)**

You will experience another series of bowel movements. Prior to leaving for your appointment the results from your prep should be a clear to light yellow liquid. If it is not, call the facility that will be performing your procedure. Failure to follow these instructions could result in the cancellation of your colonoscopy.

**NO SMOKING AFTER MIDNIGHT THE DAY OF YOUR PROCEDURE.**

**Take any of your regularly prescribed medication(s) prior to this time.** The day of your scheduled appointment you may take medication(s) for blood pressure, heartburn, anti-reflux, anxiety or depression or anti-seizure medication(s) only with a small sip of water.

**Do not take blood thinners.**

**NO gum, NO hard candies, NO breath mints or NO liquids 3 hours prior to your appointment. You may brush your teeth.**

You will be sedated for your colonoscopy which will impair your reflexes and judgment. Therefore, you will need to bring a responsible driver of 18 years old or older as you will not be allowed to drive after your colonoscopy.

**Written Consent** is required from the patient or from the legal guardian prior to this appointment. Legal guardians may obtain the appropriate forms by calling the facility that will be performing the colonoscopy.

For patients' privacy cell phones and other electronic devices must be turned off and stored away while in the procedure area. Photographs and recordings are prohibited.

**Additional instructions:**

- **Female patients:** if you are pregnant or unsure if you are pregnant your colonoscopy may be canceled when you arrive. We strongly recommend that you take a pregnancy test if you are unsure. Please call 989.839.0750 before the procedure date to discuss this if you are or could be pregnant. If you are on your menstrual cycle it is "ok" to continue with your procedure as planned.
- If you use an inhaler for asthma or COPD, please bring it with you to your appointment.
- Bring your insurance card and a photo ID.
- Do not bring valuables to your appointment.
- Friends and family may not watch your procedure.
- For the safety of our patients and staff, we ask that you leave any weapons at home.

## **What is a Colonoscopy?**

Colonoscopy is a procedure that allows your physician to examine the lining of the entire large intestine (colon) from the rectum to the lower end of the small intestine for any abnormalities such as inflamed tissue, polyps, ulcers or bleeding. A small fiber optic flexible tube is gently inserted into the anus and advanced into the colon. If an area needs further evaluation a biopsy will be taken. Biopsies do not imply cancer and most polyps are not cancerous. Removal of polyps is one of the best means of preventing colorectal cancer.

### **After the colonoscopy and upon discharge:**

- Your physician will explain the results of the exam to you and your designated driver.
- Do not drive or operate machinery for the remainder of the day.
- Do not go to work. Rest and take it easy. For your safety you must have someone stay with you the remainder of the day due to the side effects from the sedation for your procedure or your appointment may be canceled and rescheduled to another day.
- Do not drink alcoholic beverages.
- Do not make any major or critical decisions.
- Do not sign legal documents.
- Do not do anything that requires you to be alert and or coordinated.

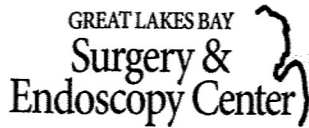
## **A snapshot to a successful Colonoscopy:**

**“Split your prep time”**. Taking half of the preparation the evening before and half 6 hours prior to your procedure is the standard of care. This is an effective way to clear your bowels. More importantly it will be less likely that you'll have to repeat the test because your colon was plugged up!

**“Drink clear liquids, don't eat solid foods the day before your procedure.”** Any particle that may be left behind could possibly cover up something that requires immediate medical attention.

**When it comes to detecting and preventing colon cancer, no screening option is more effective than a colonoscopy.**

**“Stay Hydrated. Prep as directed. Be relaxed.”**



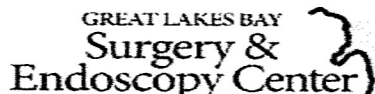
Dear Patient,

Your Doctor has scheduled you for a procedure at Great Lakes Bay Surgery and Endoscopy Center in Midland. We are located just west of US-10 on Bay City Road. Please find a map and driving directions on the reverse side of this letter.

**You must bring your driver's license and insurance card to every visit.**

**You must have a responsible adult (18 or older) who will bring you to the Center, be available to review your discharge instructions and drive you home.**

- Read and carefully follow any pre-procedure prep instructions that may be enclosed as a thorough prep is **VITAL** to a successful procedure.
- Your physician's office will schedule you for a **COVID-19 test if required** several days before your procedure/surgery. They will provide you with your results. This testing must be completed on time to prevent cancellation of your case.



**Approximately a week before your procedure you will receive a text message and/or email that will provide you with a unique link that will connect you to our secure Patient Health History form on SIS Exchange. You will be able to complete the form with a computer, tablet or on a cell phone.** It is important that we get this information ahead of time in order for your anesthesia provider to plan your care. For questions or if you need help to complete the form, call our Pre-Procedure Nurse at (989) 495-9100.

We will call you the day before your procedure by NOON to confirm your appointment time. If you do not hear from us, please call us.

Please call (989) 495-9100 with any questions regarding your procedure. Our website provides additional information about our services - [www.glbsurgery.com](http://www.glbsurgery.com).

Great Lakes Bay Surgery and Endoscopy is open Monday-Friday from 6:30 am - 4:30 pm. We appreciate the opportunity to partner with your physician to provide you with excellent care.

*The Great Lakes Bay Surgery and Endoscopy Team*

# DIRECTIONS:

## East (Bay City)

Take US-10 west to Bay City Rd. exit, turn left at W. Midland Rd. which turns into Bay City Rd.

## West (Mt. Pleasant)

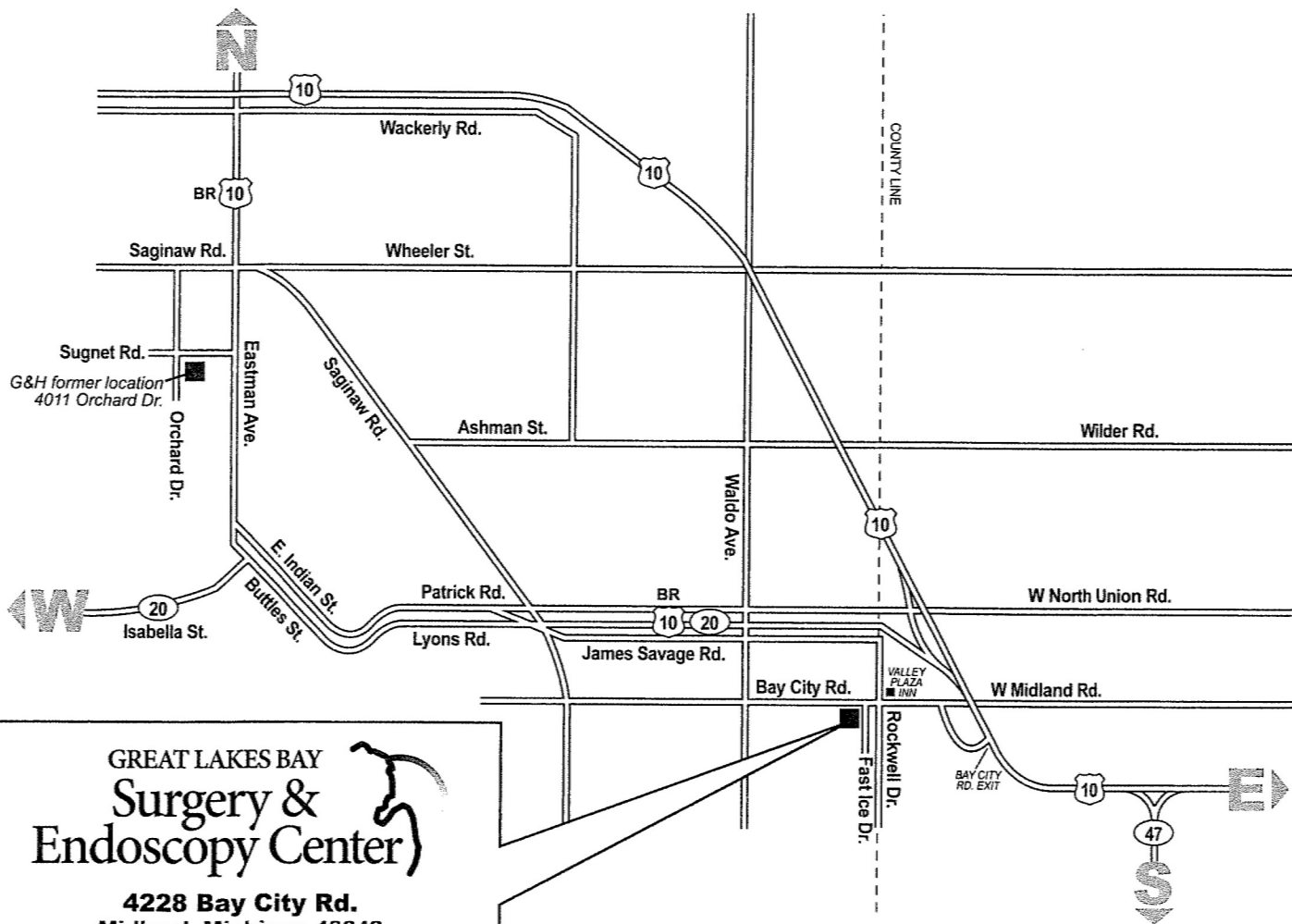
M-20 east, right at Buttles St./US-10 Business. Buttles St. turns into Lyons Rd. Continue to take US-10 Business east toward Bay City Rd. exit. Merge onto US-10 east, take Midland exit toward Bay City Rd. Turn left at W. Midland Rd. which turns into Bay City Rd.

## South (Saginaw)

Take Midland Rd./M-47 north, exit onto US-10 west toward Midland, exit to Bay City Rd., turn left at W. Midland Rd. which turns into Bay City Rd.

## North (Sanford)

US-10 east toward Bay City. Take Midland exit toward Bay City Rd. Turn left at W. Midland Rd. which turns into Bay City Rd.



**GREAT LAKES BAY**  
**Surgery & Endoscopy Center**



**4228 Bay City Rd.**  
 Midland, Michigan 48642  
 Phone 989.495.9100 • Fax 989.495.9150

